










BEST WITCHES

CROSS STITCH PROJECT

Share your completed projects
with us on social media
using #mynotions!



SYMBOL	SULLIVANS FLOSS COLOR NUMBER	DESCRIPTION
	45049	Medium Mahogany
	45058	Pewter Grey
	45089	Dark Pewter Grey
	45095	Light Brown
	45239	Medium Yellow Beige
	45287	Light Desert Sand
	45330	Light Yellow Beige
BS	45335	Very Light Beaver Grey
	45391	Light Terra Cotta
	45397	Very Dark Pewter Grey
BS	45418	Straw

Stitched on 14-count Aida using two strands of Sullivans Embroidery Floss for all Cross Stitches with a size 26 Tapestry Needle.

All Back Stitch (BS) worked as noted: Work BS with two strands of 45397 on lettering; 45335 on hat, sleeve and hem. Work BS with one strand of 45095 on broom; 45391 on hands and face; 45049 on hair. Work french knots with two strands of 45397 for witch's eye; 45418 for bat's eye.

DESIGN SIZE:

52 stitches wide x 52 stitches high
(3¾" wide x 3¾" high on 14-count)



This chart may be reproduced for personal use and teaching purposes only. This chart is NOT for resale.